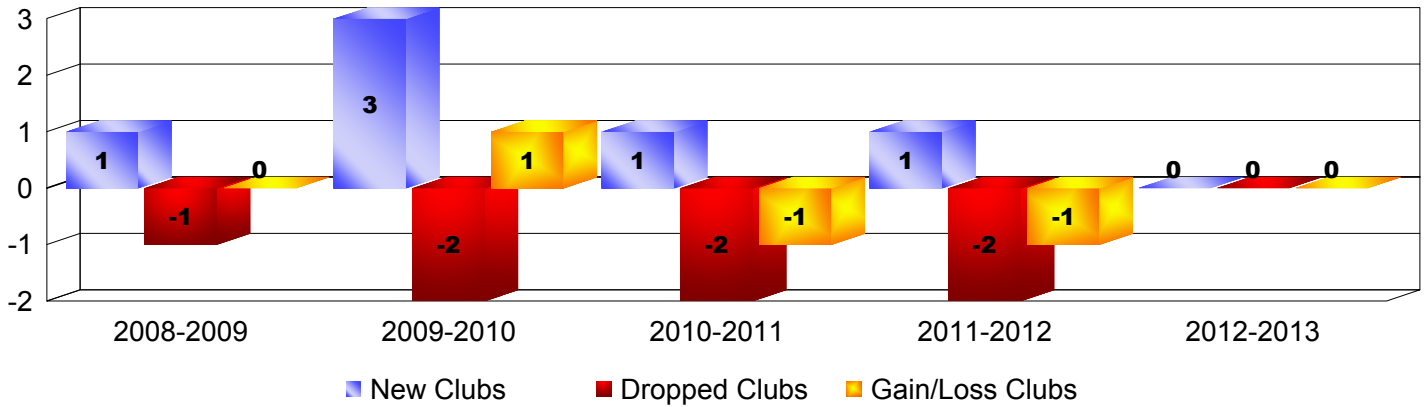
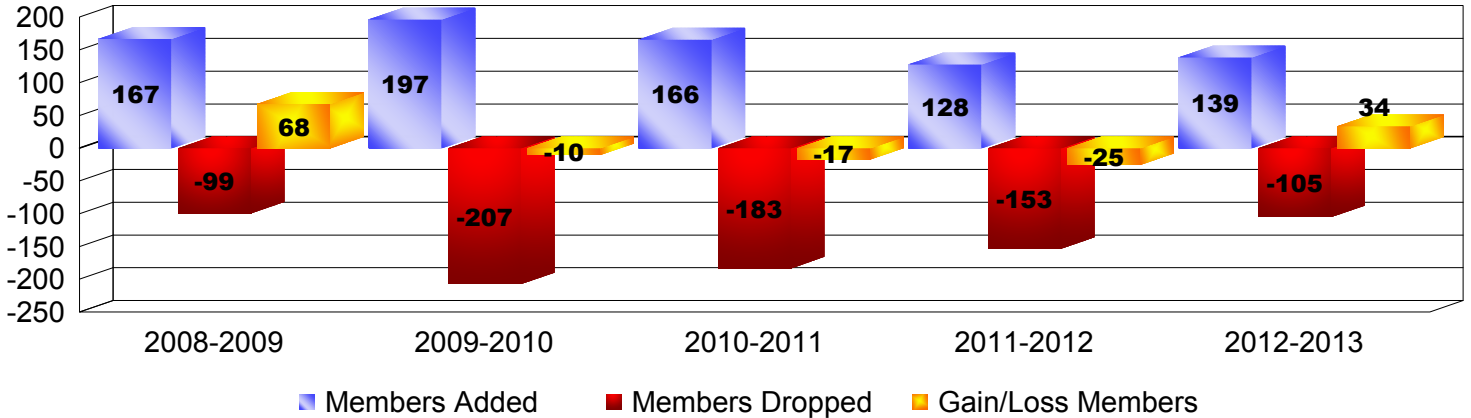


| Year | New Clubs | Dropped Clubs | Gain/Loss Clubs | New Members | Charter Members | Reinstate Members | Transfer Members | Total Member Added | Total Members Dropped | Gain/Loss Members |
|----------------|-----------|---------------|-----------------|-------------|-----------------|-------------------|------------------|--------------------|-----------------------|-------------------|
| 2008-2009 | 1 | -1 | 0 | 133 | 33 | 0 | 1 | 167 | -99 | 68 |
| 2009-2010 | 3 | -2 | 1 | 105 | 60 | 25 | 7 | 197 | -207 | -10 |
| 2010-2011 | 1 | -2 | -1 | 126 | 34 | 5 | 1 | 166 | -183 | -17 |
| 2011-2012 | 1 | -2 | -1 | 96 | 27 | 4 | 1 | 128 | -153 | -25 |
| 2012-2013 | 0 | 0 | 0 | 132 | 3 | 4 | 0 | 139 | -105 | 34 |
| Average | 1 | -1 | 0 | 118 | 31 | 8 | 2 | 159 | -149 | 10 |

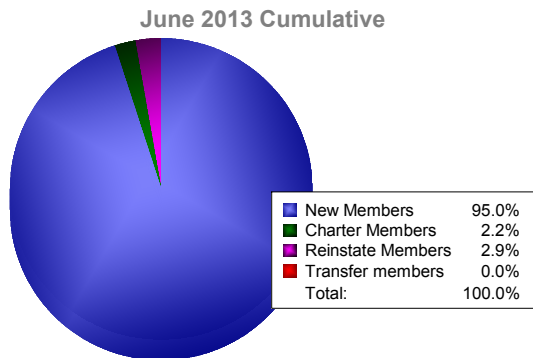
Clubs



Members



Membership Composition



Gender Comparison

